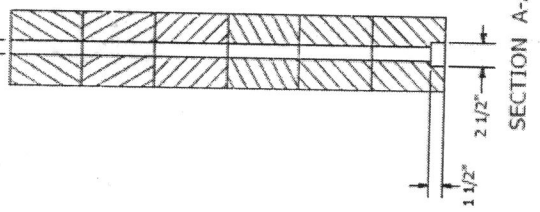
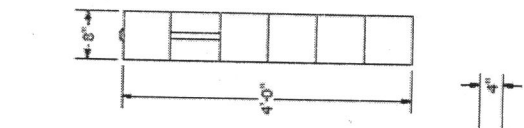


*On Bottom - 8x4x16 Timber Mat*

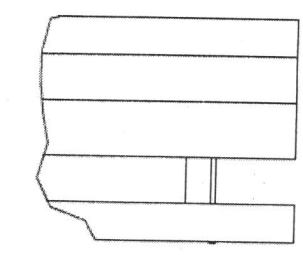
*- Base Mat - Timber Mat - Bottom Base*



DRILL AND COUNTERSINK DETAIL SHOWN W/O BOLT & NUT

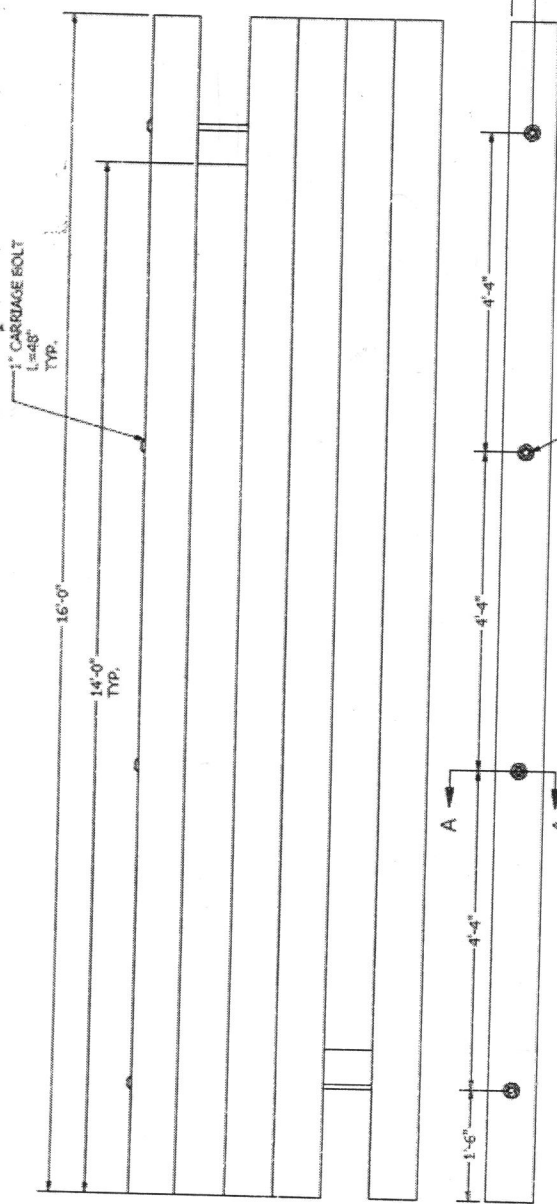


DETAIL 4 BOARDS



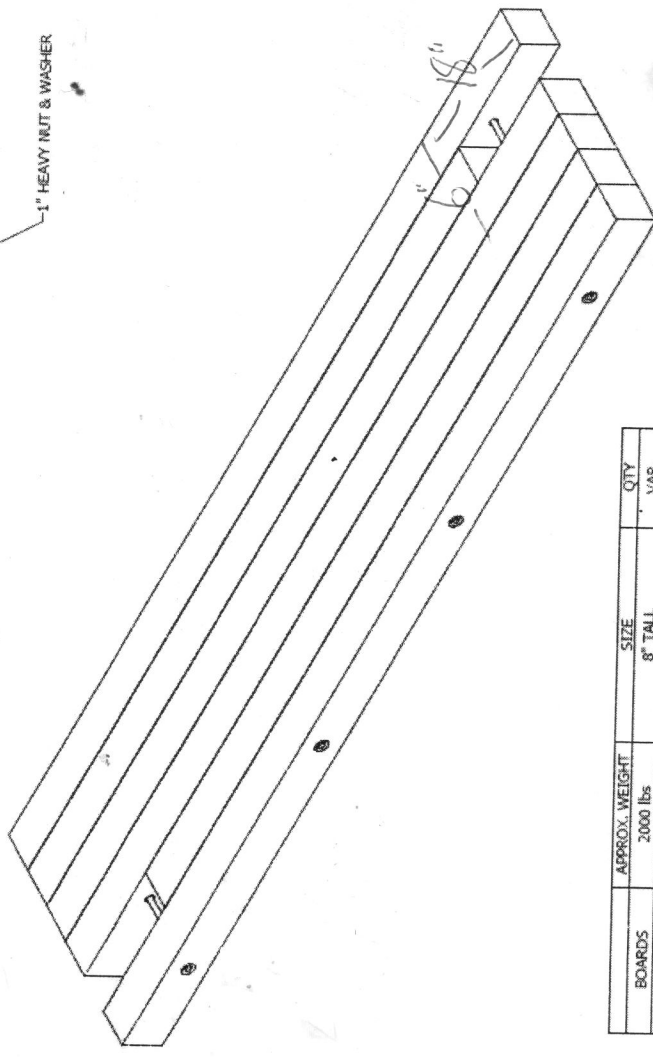
DETAIL 5 BOARDS

MAT WIDTH IS 48".  
NUMBER OF BOARDS CAN VARY FROM 4 TO 6.



1" CARRIAGE BOLT L=48" TYP.

1" HEAVY NUT & WASHER



	APPROX. WEIGHT.	SIZE	QTY
BOARDS	2000 lbs	8" TALL	VAR.
BOLTS	42 lbs	1" x 48" CARRIAGE	4
NUTS	1 lbs	1" HEAVY HEX	4
WASHERS	1 lbs	1" WASHER	4
TOTAL WEIGHT	2044 lbs		

DRAWN	3/13/2012	DATE
CHECKED		
QA		
PEG		
APPROVED		
BP8416		
SIZE	C	LONG NO
SCALE		CRANE MAT 16'
REV	0	